



**KHSAA TITLE IX
ANNUAL REPORT SUBMISSION
STATUS REPORT
2007-2008**

KHSAA
Form T65
Revised 3/08

TO: KHSAA Member School Superintendents, Principals, and Athletic Directors

FROM: Brigid L. DeVries, Commissioner
Larry Boucher, Assistant Commissioner

Date: April 21, 2008

School	Iroquois High School	Reviewed by	Gordon D. Bocock
--------	----------------------	-------------	------------------

The following is a status report regarding the required 2007 - 2008 Title IX Annual Report submission of forms due into the KHSAA office by April 15, 2008. Appropriate KHSAA Audit Team personnel have reviewed these forms and the following is a summary of this review.

I. Checklist of Forms properly submitted in a satisfactory manner:

X	GE 19 (Annual Verification)	X	T-35 (Budget Expenses)
X	T-1 (Summary Program Chart 1)	X	T-36 (Budget Expenses)
X	T-2 (Summary Program Chart 2)	X	T-41 (Checklist - Overall Interscholastic Program)
X	T-3 (Summary Program Chart 3)	X	T-60 (Corrective Action Plan)
X	T-4 (Summary Program Chart 4)	X	T-63 (Interscholastic Survey Results)

II. Status

A.	2007 - 2008 Forms are satisfactory and no further information or action is necessary at this time.
B.	Errors have been noted with respect to the following forms: The T-35 and T-36 forms need to be corrected and a corrected copy faxed to the KHSAA.
C.	The following forms were omitted and must be submitted by school representatives:
D.	According to the 2007-2008 data, the school appears to be meeting the standards established in: <input type="checkbox"/> Test 1 (Athletic participation is proportionate to enrollment) <input checked="" type="checkbox"/> Test 2 (History and continuing practice of program expansion) <input type="checkbox"/> Test 3 (Full and effective accommodation of interests and abilities)
E.	Other Recommendation and Comments: The Gender Equity Committee needs to meet and address the following potential red flag issues . . . <ul style="list-style-type: none"> • Only 66 girls participating in athletics at Iroquois High School - action taken in regard to this needs to be reflected in the next minutes of the Gender Equity Committee. • Several issues dealing with the T-35 and T-36 forms . . . <ul style="list-style-type: none"> a. a number of sports with "zero" listed in the area of equipment and supplies. b. some sports are receiving awards while others are not.

		c. The student interest surveys show some areas of interest in adding some sporting opportunities to the Iroquois sports offerings. The current report does not reflect any corrective action plans to indicate that this interest is being checked to see if it is real and genuine.
--	--	--

F:\Forms\T65.doc



**KHSAA TITLE IX
ANNUAL REPORT SUBMISSION
STATUS REPORT
2007-2008**

KHSAA
Form T65
Revised 3/08

TO: KHSAA Member School Superintendents, Principals, and Athletic Directors

FROM: Brigid L. DeVries, Commissioner
Larry Boucher, Assistant Commissioner

Date: April 21, 2008

School	Iroquois High School	Reviewed by	Gordon D. Bocock
--------	----------------------	-------------	------------------

The following is a status report regarding the required 2007 - 2008 Title IX Annual Report submission of forms due into the KHSAA office by April 15, 2008. Appropriate KHSAA Audit Team personnel have reviewed these forms and the following is a summary of this review.

I. Checklist of Forms properly submitted in a satisfactory manner:

X	GE 19 (Annual Verification)	X	T-35 (Budget Expenses)
X	T-1 (Summary Program Chart 1)	X	T-36 (Budget Expenses)
X	T-2 (Summary Program Chart 2)	X	T-41 (Checklist – Overall Interscholastic Program)
X	T-3 (Summary Program Chart 3)	X	T-60 (Corrective Action Plan)
X	T-4 (Summary Program Chart 4)	X	T-63 (Interscholastic Survey Results)

II. Status

A.		2007 – 2008 Forms are satisfactory and no further information or action is necessary at this time.
B.		Errors have been noted with respect to the following forms: The T-35 and T-36 forms need to be corrected and a corrected copy faxed to the KHSAA.
C.		The following forms were omitted and must be submitted by school representatives:
D.		According to the 2007-2008 data, the school appears to be meeting the standards established in: <input type="checkbox"/> Test 1 (Athletic participation is proportionate to enrollment) <input checked="" type="checkbox"/> Test 2 (History and continuing practice of program expansion) <input type="checkbox"/> Test 3 (Full and effective accommodation of interests and abilities)
E.		Other Recommendation and Comments: The Gender Equity Committee needs to meet and address the following potential red flag issues . . . <ul style="list-style-type: none"> • Only 66 girls participating in athletics at Iroquois High School - action taken in regard to this needs to be reflected in the next minutes of the Gender Equity Committee. • Several issues dealing with the T-35 and T-36 forms . . . <ol style="list-style-type: none"> a. a number of sports with “zero” listed in the area of equipment and supplies. b. some sports are receiving awards while others are not. c. The student interest surveys show some areas of interest in adding some sporting opportunities to the Iroquois sports offerings. The current report does not reflect any corrective action plans to indicate that this interest is being checked to see if it is real and genuine.



**KENTUCKY HIGH SCHOOL ATHLETIC ASSOCIATION
2007-2008 ANNUAL VERIFICATION OF TITLE IX PROCEDURES**

*KHSAA Form GE19
Rev.12/07*

(To be submitted by April 15, 2008 along with other required forms)

The Iroquois High School, Louisville, Kentucky
(Name of High School) (City)

certifies to the Kentucky High School Athletic Association that the following is an accurate and true representation of the facts surrounding compliance with 20 U.S.C. Sections 1681-1688, et. Seq. (also known as Title IX)

I certify the following provisions in accordance with records at the school contained in the permanent Title IX file, at least one copy of which must be maintained in the Principal's office, and to the best of my knowledge have completed the following tasks.

Established a gender equity committee at the high school. (list committee personnel and provide attachment if necessary)

Name	Address	Phone	Title
(Supt., Principal, Student, Parent, Coach, Etc.)			

See attached listing.

Scheduled a minimum of three meetings during the 2007-2008 school year on the following dates:

Sep 10, 2007
Jan 14, 2008
Apr 21, 2008

Designated the following person(s) as the Title IX coordinator for the school:

Name	Title	Address	Phone
Mike Beard	Athletic Director	4615 Taylor Blvd. Lou. KY	502-485-8693

Designated the following person(s) as the Title IX coordinator for the district:

Name	Title	Address	Phone
Cheryl Walker	Director of Compliance and Investigations	3332 Newburg Rd. Lou. KY 40218	502-485-3341


School personnel are continuing to make periodic reviews of the boys' and girls' athletics program reflected in the Corrective Action Plan.

In addition to the above information, the above referenced school maintains a complete permanent file relative to Title IX records including copies of the self-assessment audit, all corrective action plans, and other related materials.


Principal's Signature

3/31 20 08
Date


Superintendent Signature


School Board Chairpersons' Signature

(Send original copy to KHSAA - Maintain duplicate in Title IX school folder)

Title IX Committee
2007/08

Mike Beard
4615 Taylor Blvd.
Louisville, KY 40215

Athletic Director
502-485-8693

Stephanie Stinnett
4615 Taylor Blvd.
Louisville, KY 40215

Teacher
502-485-8269

Dionne Chandler
4615 Taylor Blvd.
Louisville, KY 40215

Asst. Basketball Coach
502-485-8269

Johnny Mathies
3586 Georgetown Ct.
Louisville, KY 40215

Parent
361-2256

Debra Cordero
1156 W. Indian Trail
Louisville, KY 40213

Parent
749-3831

Estel Cordero
1156 W. Indian Trail
Louisville, KY 40213

Student
749-3831

Kayla Hickman
3638 Nichols Meadow Ct
Louisville, KY 40215

Student
361-1074



**KENTUCKY HIGH SCHOOL ATHLETIC ASSOCIATION
2007-2008 ANNUAL VERIFICATION OF TITLE IX PROCEDURES**

*KHSAA Form GE19
Rev.12/07*

(To be submitted by April 15, 2008 along with other required forms)

The Iroquois High School, Louisville, Kentucky
(Name of High School) (City)

certifies to the Kentucky High School Athletic Association that the following is an accurate and true representation of the facts surrounding compliance with 20 U.S.C. Sections 1681-1688, et. Seq. (also known as Title IX)

I certify the following provisions in accordance with records at the school contained in the permanent Title IX file, at least one copy of which must be maintained in the Principal's office, and to the best of my knowledge have completed the following tasks.

Established a gender equity committee at the high school. (list committee personnel and provide attachment if necessary)

Name	Address	Phone	Title
(Supt., Principal, Student, Parent, Coach, Etc.)			

See attached listing.

Scheduled a minimum of three meetings during the 2007-2008 school year on the following dates:

Sep 10, 2007
Jan 14, 2008
Apr 21, 2008

Designated the following person(s) as the Title IX coordinator for the school:


Name	Title	Address	Phone
Mike Beard	Athletic Director	4615 Taylor Blvd. Lou. KY	502-485-8693

Designated the following person(s) as the Title IX coordinator for the district:

Name	Title	Address	Phone
Cheryl Walker	Director of Compliance and Investigations	3332 Newburg Rd. Lou. KY 40218	502-485-3341

School personnel are continuing to make periodic reviews of the boys' and girls' athletics program reflected in the Corrective Action Plan.

In addition to the above information, the above referenced school maintains a complete permanent file relative to Title IX records including copies of the self-assessment audit, all corrective action plans, and other related materials.


Principal's Signature

3/31 20 08
Date

Superintendent Signature

School Board Chairpersons' Signature

(Send original copy to KHSAA - Maintain duplicate in Title IX school folder)

Title IX Committee
2007/08

Mike Beard
4615 Taylor Blvd.
Louisville, KY 40215

Athletic Director
502-485-8693

Stephanie Stinnett
4615 Taylor Blvd.
Louisville, KY 40215

Teacher
502-485-8269

Dionne Chandler
4615 Taylor Blvd.
Louisville, KY 40215

Asst. Basketball Coach
502-485-8269

Johnny Mathies
3586 Georgetown Ct.
Louisville, KY 40215

Parent
361-2256

Debra Cordero
1156 W. Indian Trail
Louisville, KY 40213

Parent
749-3831

Estel Cordero
1156 W. Indian Trail
Louisville, KY 40213

Student
749-3831

Kayla Hickman
3638 Nichols Meadow Ct
Louisville, KY 40215

Student
361-1074

2007-2008
ACCOMMODATION OF INTERESTS AND ABILITIES
SUMMARY PROGRAM CHART 1

KHSAA
 Form T1
 Rev.12/07

Participation Opportunities Test One

		(Column 1)	(Column 2)	(Column 3)	(Column 4)
	Program	Enrollment	Percentage of Total Enrollment	Number of Interscholastic Participants (double and triple count)	Percentage of Total Participation
Row 1	GIRLS	513	47 %	66	28
Row 2	BOYS	588	53 %	166	72
Row 3	Totals	1101	100%	232	100%

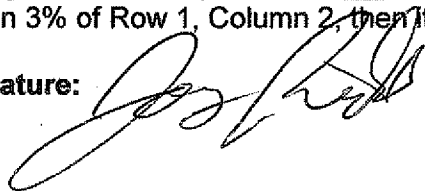
Instructions:

*Number of 8th grade students & below used in Column 3 and Column 4 calculations if applicable: None

- 1) Determine the total number of girls enrolled, (place in Row 1, Column 1). Determine the total number of boys enrolled, (place in Row 2, Column 1).
- 2) Add the total number of girls and boys enrolled to determine total enrollment, (place in Row 3, Column 1).
- 3) Calculate the percentage of total enrollment that is female. (Divide Row 1, Column 1 by Row 3, Column 1 and place in Row 1, Column 2.) Calculate the percentage of total enrollment that is male. (Divide Row 2, Column 1 by Row 3, Column 1 and place in Row 2, Column 2.) Note: Row 1, Column 2 plus Row 2, Column 2 should total 100%.
- 4) Ask the head coaches to review the most updated eligibility or squad lists for their teams. Ask coaches to confirm the names of those individuals who are on the team as of the first date of regular season competition, and cross out the names of those who were cut from the team or quit the team prior to the first regular season competitive event. Determine the total number of interscholastic athletics participants that are girls, (and place in Row 1, Column 3). In order to determine the total number of athletics participants, an individual should be counted each time he or she participates on a team. For example, if Jane Doe competes on the varsity volleyball team, the junior varsity volleyball team, the junior varsity basketball team, and the varsity softball team, she should be counted as four participants (do not include club or intramural sports participants, cheerleaders, dance teams, or pom squads). Calculate the same way for boys and girls. * In addition, should 8th grade students and below play on a Freshman, Junior Varsity, or Varsity team, they should also be counted for each team and sport on which they participate. If applicable, please asterisk the above notation as to how many 8th grade students & below are included in the totals.
 Using the same procedure, determine the total number of interscholastic athletic participants that are boys, (and place in Row 2, Column 3). Add Row 1, Column 3 plus Row 2, Column 3 to get total participants and place in Row 3, Column 3.
- 5) Calculate the percentage of female participation. (Row 1, Column 3 divided by Row 3, Column 3 and place in Row 1, Column 4.) Calculate the percentage of male participation. (Row 2, Column 3 divided by Row 3, Column 3 and place in Row 2, Column 4.) Note: Row 1, Column 4 plus Row 2, Column 4 should total 100%.

Note: While being within three percent is not a formal compliance standard; if the percent listed in Row 1, Column 4 is within 3% of Row 1, Column 2, then it provides a good target within which compliance is likely.

Principal's Signature:



Date:

3/31/08

2007-2008
ACCOMMODATION OF INTERESTS AND ABILITIES
SUMMARY PROGRAM CHART 2

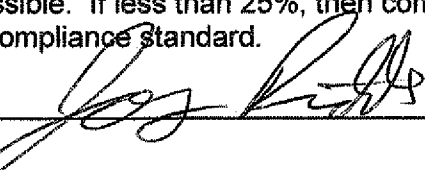
KHSAA
 Form T2
 Rev. 12/07

Participation Opportunities Test Two

			Column 1	Column 2	Column 3	Column 4	Column 5
Program			Number of Teams Currently Offered	Number of Participants	Number of Teams Added Since the beginning of the 2003-2004 School Year	Current Number of Participants for each team added Since the beginning of the 2003-2004 School Year	Percent of Total Participation By Sex Added Since the beginning of the 2003-2004 School Year
GIRLS	Row 1	varsity:	8	45	2	12	
	Row 2	j.v.:	3	21	1	10	
	Row 3	frosh:	0	0	1	7	
	Row 4	total:	11	66	4	29	44
BOYS	Row 5	varsity:	8	105	1	12	
	Row 6	j.v.:	2	27	1	15	
	Row 7	frosh:	2	34	1	14	
	Row 8	total:	12	166	3	41	25

- 1) For Column 1, list the number of interscholastic teams offered for girls and boys at each competitive level (varsity, junior varsity, and freshman). For girls, total each of the entries in Rows 1, 2, and 3 into Row 4. For boys, total Rows 5, 6, and 7 into Row 8.
- 2) For Column 2, list the number of participants at each level. For girls, total each of the entries in Rows 1, 2, and 3 into Row 4. For boys, total Rows 5, 6, and 7 into Row 8. **Note:** The totals in Row 4 for girls and in Row 8 for boys must be the same as the totals in Form T-1, Column 3, Rows 1 and 2 respectively.
- 3) For Column 3, list the number of interscholastic teams that have been added in the last five years at each competitive level. Count each team added during the 5 year period only one time. e.g. Girl's junior varsity soccer was added 3 years ago, count the team only once, not 3 times. For girls, total the entries in Rows 1, 2, and 3 into Row 4. For boys, total Rows 5, 6, and 7 into Row 8.
- 4) For Column 4, list the number of participants that are currently on each level of the teams that were added in the last five years. If a team was added previously but no longer exists, there are no current participants to be added for that team. For girls, total the entries in Rows 1, 2, and 3 into Row 4. For boys, total Rows 5, 6, and 7 into Row 8.
- 5) For Column 5, calculate the percentage of participants that have been added in the last five years. For girls, take the number in Column 4, Row 4 and divide by the number in Column 2, Row 4. For boys, take the number in Column 4, Row 8 and divide it by the number in Column 2, Row 8.

Note: If the percentage of current participants added in the last five years is 25% or greater, compliance with Test Two may be possible. If less than 25%, then compliance with Test Three should be analyzed. **CAUTION:** 25% is not a formal compliance standard.

Principal's Signature:  Date: 3/3/08

2007-2008

**ACCOMMODATION OF INTERESTS AND ABILITIES
SUMMARY PROGRAM CHART 3**


Participation Opportunities Test Three

FOR ANY QUESTION ANSWERED "YES" IDENTIFY THE RESPECTIVE SPORT(S).

	GIRLS (Yes / No)		BOYS (Yes / No)
1. For a sport <u>not</u> currently offered in your interscholastic athletics program, is there sufficient interest to form a viable interscholastic team based on participation on an intramural team.	No		No
2. For a sport <u>not</u> currently offered, is there sufficient interest, based on the responses to your most recent Student Interest Survey, to form a viable interscholastic team for a sport not currently offered. If yes, what sport?	No		No
3. For a sport currently offered at the junior varsity or freshman level is there sufficient interest, based on your most recent Student Interest Survey, to form a varsity team not currently offered?	No		No
4. For a sport currently offered at the varsity level only, is there sufficient interest, based on your most recent Student Interest Survey, to form a viable team for a junior varsity or freshman team that is not currently offered?	No		No
5. If you answered YES to question (1), (2), (3), or (4), are there enough high schools in the geographic area offering the sport (at the appropriate level) to allow for the development of a reasonable schedule of competition?	N/A		N/A

Plans to Address Interest:

Principal's Signature :



Date:

3/3/08

**2007-2008
ACCOMODATION OF INTERESTS AND ABILITIES
SUMMARY PROGRAM CHART 4**

Levels of Competition Test One

		Column 1	Column 2	Column 3
Girls	Team Levels	Number of Teams Currently Offered	Number of Participants	Percentage of Participants at Each Level
Row 1	varsity:	8	45	68
Row 2	j.v.:	3	21	32
Row 3	frosh:	0	0	0
Row 4	total:		66	100%
Boys				
Row 5	varsity:	8	105	63
Row 6	j.v.:	2	27	16
Row 7	frosh:	2	34	21
Row 8	total:		166	100%

- 1) Column 1, list the number of interscholastic teams offered for girls and boys at each competitive level; varsity, junior varsity, and freshman. (Refer to Form T-2, Accommodation of Interests and Abilities, Summary Program Chart 2, Column 1.)
- 2) For Column 2, list the number of participants at each level. For girls, total the entries in Rows 1, 2, and 3 into Row 4. For boys, total the entries in Rows 5, 6, and 7 into Row 8. (Refer to Form T-2, Accommodation of Interests and Abilities, Summary Program Chart 2, Column 2.)
- 3) For Column 3, calculate the percentage of female and male participants at each level.
 For girls' varsity, junior varsity, and frosh, respectively:
 - Divide Column 2, Row 1 by Column 2, Row 4, and place the percentage in Column 3, Row 1
 - Divide Column 2, Row 2 by Column 2, Row 4, and place the percentage in Column 3, Row 2.
 - Divide Column 2, Row 3 by Column 2, Row 4, and place the percentage in Column 3, Row 3.
 -
 For boys' varsity, junior varsity, and frosh, respectively:
 - Divide Column 2, Row 5 by Column 2, Row 8, and place the percentage in Column 3, Row 5.
 - Divide Column 2, Row 6 by Column 2, Row 8, and place the percentage in Column 3, Row 6.
 - Divide Column 2, Row 7 by Column 2, Row 8, and place the percentage in Column 3, Row 7.

Principal's Signature: _____

Date: _____

**ACTUAL EXPENDITURES - PROGRAM COMPARISON CHART 1
TO INCLUDE BOOSTER CLUB FUNDING**

	equipment and supplies		travel		awards		coaches' salaries (to include supplemental and extended employment; dollar amount required)			facilities improvements		publications (if sport-specific)	
	Expenditures		Expenditures		Expenditures		Expenditures			Expenditures		Expenditures	
	School	Booster	School	Booster	School	Booster	School	Booster	# Coaches for all levels / # Teams for all levels	School	Booster	School	Booster
G basketball	\$1,681		\$6,305		\$2,505		\$11,937		3 / 2				
B basketball	1,310		4,543		286		14,595		4 / 3				
G softball	1,170		1,100		50		3,933		2 / 1	200			
B baseball	750		700		50		5,046		2 / 1				
G cross country	0	?	30		50		2,412		1 / 1				
B cross country	0	.	30		50		2,412		1 / 1				
G golf	0		0	?	25		0		0 / 0				
B golf	49		160		25		3,859		1 / 1				
G soccer	0	?	0	?	25		1,979		1 / 1	400			
B soccer	0		0		25		0		0 / 0	400			
G swimming	0	?	0		0		0		0 / 0				
B swimming	0		0		0		0		0 / 0				

Student Interest

1. Total expenditures on T-35 and T-36 on the 2007-2008 year report due by April 15, 2008, should reflect the total monies spent (rounded off to nearest dollar) for the entire school year of 2006-2007 ending June 30, 2007.

2. Booster Club Funding/Contributions must be included in the above expenditures total. (Note: It is illegal for coaches to be paid by Booster Clubs - Reference KHSAA Bylaw 27)

Principal's Signature: _____

Date: 3/31/08


**2007-2008
ACTUAL EXPENDITURES - PROGRAM COMPARISON CHART 2
TO INCLUDE BOOSTER CLUB FUNDING**

	equipment and supplies		travel		awards		coaches' salaries (to include supplemental and extended employment; dollar amount required)		facilities improvements		publications (if sport-specific)	
	Expenditures		Expenditures		Expenditures		Expenditures		Expenditures		Expenditures	
	School	Booster	School	Booster	School	Booster	School	Booster	School	Booster	School	Booster
G track	\$175		\$100		\$95		\$2,375					
B track	175		100		95		3,859					
G tennis	28		0		20		1,949					
B tennis	28		0		20		1,949					
G volleyball	0		0		20		0					
B wrestling	750		528		50		2,746					
G (list sport)	N/A											
B football	5,927		2,056		200		15,165		400			
G (list sport)	N/A											
B (list sport)	N/A											

1. Total expenditures on T-35 and T-36 on the 2007-2008 year report due by April 15, 2008, should reflect the total monies spent (rounded off to nearest dollar) for the entire school year of 2006-2007 ending June 30, 2007.

2. Booster Club Funding/Contributions must be included in the above expenditures totals. Indicate percentage of total expenditures for each gender: (if disparities are obvious, list on your Corrective Action Plan (T-60) what action you will take to correct the problem).

Gender	Expenditures	Percentage
Boys	\$68,338.00	64
Girls	\$38,564.00	36
Total:	\$106,902.00	100%

Principal's Signature:  Date: 3/3/08

2007-2008 KHSAA TITLE IX ATHLETICS AUDIT

KHSAA
Form T41
Rev. 12/07

Checklist - Overall Interscholastic Athletics Program

DIRECTIONS:

For the Areas of Compliance (Opportunities and Benefits) listed on the left hand side of the page, place a checkmark under the appropriate column identifying whether your school provided an advantage to the Girls' Program, or to the Boys' Program or to Neither Program. A review of T-35 and T-36 spending patterns might be helpful in completing this form.

Areas of Compliance:	ADVANTAGE TO:		
	GIRLS' PROGRAM	BOYS' PROGRAM	NEITHER PROGRAM
OPPORTUNITIES			
Accommodation of Interest and Abilities			X
BENEFITS			
Equipment and Supplies			X
Scheduling of Games and Practice Time			X
Travel and Per Diem Allowances			X
Coaching			X
Locker Rooms, Practice and Competitive Facilities			X
Medical and Training Facilities and Services			X
Publicity			X
Support Services			X
Athletic Scholarships			N/A
Tutoring			X
Housing and Dining Facilities and Services			N/A
Recruitment of Student Athletes			N/A

If an advantage is shown, corrective action should be shown on T-60 (Corrective Action Plan).

Principal's Signature: _____

Date: _____

SCHOOL NAME

2007-2008
TITLE IX

Iroquois High School

CORRECTIVE ACTION PLAN

DIRECTIONS:

1. For Column 1, indicate the intended area (Opportunities or Benefits) which needs corrective action in order to achieve gender equity. For Column 2, write the suggested change or activities that will correct the area in need of alteration. For Column 3, include the estimated completion date for the changes or activities.
2. It is possible to attain compliance with Title IX and no longer need "corrective" action. However, the KHSAA strongly encourages compliant schools to identify items for improvement (Column 1), activities to accomplish the improvement (Column 2) and a timetable for completion (Column 3) that will strengthen the athletic program.
3. You may copy this form as needed. Please attach corrective action plans along with audit forms and submit by April 15, 2008.

COLUMN 1 ITEM FOR CORRECTION/ IMPROVEMENT	COLUMN 2 SUGGESTED CHANGE/ ACTIVITIES	COLUMN 3 TIME TABLE FOR CORRECTIVE ACTION/ AND OR COMPLETION DATE
Softball press box.	Completion of softball press box that is the same as baseball press box.	Late spring or early fall 2008.

Principal's Signature: 

Date: 3/31/08



**2007-2008 INTERSCHOLASTIC
ATHLETICS SURVEY
Summary of Student Responses**

KHSAA
Form T63
Rev.12/07

School Name: Iroquois High School

Enrollment
(9-12 Grade): 1101 (SHOULD AGREE WITH FORM T-1, COLUMN 1, ROW 3)

Number of 9-11 Grade Students Surveyed: 1101

Number of 8th Grade Students Surveyed: 0

Date: April 2, 2008

Completed By: Mike Beard, Athletic Director

Instructions:

1. Summarize the Student Athletics Interest Surveys Form T-61 by listing the total number of responses on the line next to each sport.
2. Under the Other Category please provide a listing of the sports as well as the number of students who are interested in participating.
3. Please sign and date this Summary Form (T-63) and mail this Summary Form only to the KHSAA by April 15, 2008. Do not mail the student surveys (Form T-61). However, these Forms should be maintained in your files in the event they are requested subsequently.

1101 Number of Surveys
893 Total Returned (*A minimum of 80% return is expected*)
9-12 Grades Surveyed (*Should be grades 9-11 and 8th grade if school has a feeder system*)

How Was The Survey Administered? Given to all English classes.
 (e.g. was it given in all English classes, or all home rooms, or advisee/advisor?)

KHSAA Sanctioned Fall Sports (*List Total Number of Participation Responses*)

32 Cross Country (Girls)
29 Cross Country (Boys)
168 Football (Boys)
7 Golf (Girls)
28 Golf (Boys)
27 Soccer (Girls)
32 Soccer (Boys)
69 Volleyball (Girls)

Winter Sport (List Total Number of Participation Responses)

Form T-63
Rev. 12/07

<u>45</u>	Basketball (Girls)
<u>253</u>	Basketball (Boys)
<u>26</u>	Indoor Track (Girls)
<u>32</u>	Indoor Track (Boys)
<u>23</u>	Swimming & Diving (Girls)
<u>20</u>	Swimming & Diving (Boys)
<u>41</u>	Wrestling (Boys)

Spring Sport (List Total Number of Participation Responses)

<u>74</u>	Baseball (Boys)
<u>37</u>	Fast Pitch Softball (Girls)
<u>13</u>	Tennis (Girls)
<u>18</u>	Tennis (Boys)
<u>24</u>	Track (Girls)
<u>39</u>	Track (Boys)

Non-KHSAA Championship Sports (From Student Survey T-61 Question 10)

<u>41</u>	Archery
<u>22</u>	Field Hockey
<u>66</u>	Bowling
<u>24</u>	Gymnastics (Boys)
<u>51</u>	Gymnastics (Girls)
<u>22</u>	Ice Hockey
<u>25</u>	Lacrosse (Boys)
<u>18</u>	Lacrosse (Girls)
<u>62</u>	Rifle
<u>32</u>	Rodeo
<u>25</u>	Slow Pitch Softball
<u>21</u>	Volleyball (Boys)
<u>35</u>	Water Polo
<u>157</u>	Weightlifting

**Number of Students who participate in Intramural Sports
(From Student Survey T-61 Question 5)**

<u>Sport</u>	<u>Number</u>
Basketball	39
Soccer	21

List Intramural Sports students are interested in adding:
(From Student Survey T-61 Question 6)

Form T-63
 Rev. 12/07

<u>Sport</u>	<u>Number</u>
Volleyball	17
Swim	6

Participation in Non-School Sports Activities
(From Student Survey T-61 Question 7)


<u>Sport</u>	<u>Number</u>
Bowling	26
Skateboarding	19

Reasons for not participating in interscholastic athletics
(From Survey Question 8)

- 71 I prefer other activities such as band, chorus, etc.
- 201 I don't have time
- 57 The practice schedules and game times are inconvenient
- 52 The sport I like isn't offered
- 43 It's too expensive
- 31 I prefer to participate in club or intramural sports
- 124 Working
- 147 Other:

Student Suggestions to encourage participation

- Less academic requirements.
- More t-shirts, shorts, warm-ups, etc...
- Offer more sports.


 Principal's Signature

3/3/08
 Date